


ACCESS, EDGE
PROTECTION &
BOUNDARY FENCING
SOLUTIONS



EZI KLAMP
HANDRAIL AND BARRIER SOLUTIONS



WELCOME TO EZI KLAMP SYSTEMS

Ezi Klamp Systems is a well established company that specialise in the supply of key clamp type handrails, guardrails, and barrier systems. If you require a dedicated and proven supplier for these products, then you need look no further.

“ I am totally impressed with the polite and efficient staff, demonstrating a willingness to go to great lengths to help me. They provided a fabulous customer service. Well impressed! Thank you. ”

CONTENTS

- 2 Welcome to Ezi Klamp
- 4 Key Clamp Tube & Fittings
- 8 DDA Handrail
- 9 Ball Stanchion Handrail
- 10 GRP Handrail
- 12 GRP Grating
- 14 GRP Access Solutions
- 16 GRP Palisade Fencing
- 18 Steel Palisade Fencing
- 19 Steel V Mesh Fencing
- 20 Armco Crash Barrier
- 22 Free Standing Roof Guardrail
- 24 Free Standing Step Overs
- 25 Vertical Access Ladders
- 26 Pedestrian Guardrails
- 28 Barriers, Bollards & Cycle Stands
- 30 Car Park Products
- 31 Water Filled Barrier System

Honesty and reliability coupled with quality products and over 20 years experience in the industry have helped to make us the favourite of many long-standing clients.

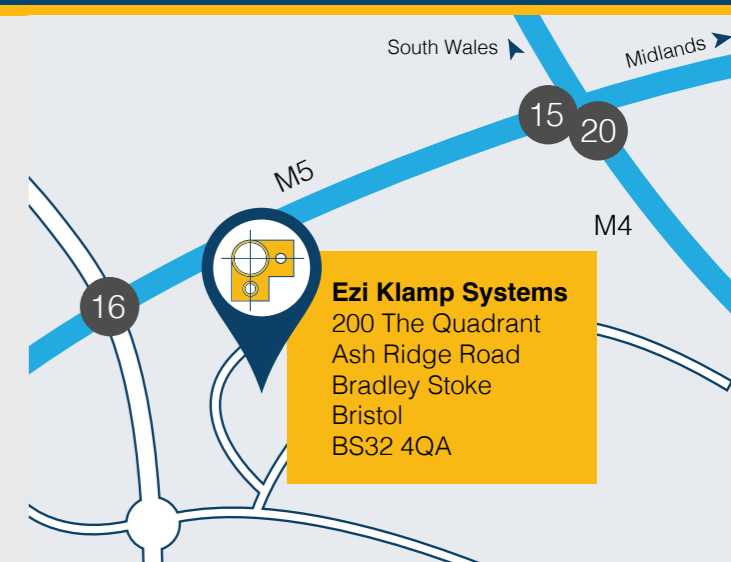
Whether you require a simple handrail or a more complex structure, we have the solutions to meet your requirements. With our ever increasing knowledge and experience, Ezi Klamp Systems is continually expanding and diversifying in order to satisfy the market.

Our clients include national construction firms, local builders, rail contractors, local authorities, fabrication workshops and many more.

Ezi Klamp Systems offer a range of services including:

- Fast Nationwide Delivery
- Tube Cutting Services
- Site Surveys
- Powder Coating Services on many Products
- Installation Services

-  94% Positive Customer Feedback
-  Hands on Experience & Can-do Attitude
-  Fast Turnaround from Drawings
-  Large Stocks for Fast Nationwide Delivery



 **CALL US NOW ON**
0117 970 2420

 **EMAIL US YOUR ENQUIRY**
sales@eziklampsystems.com

KEY CLAMP TUBE & FITTINGS

Ezi Klamp **tube and fittings** are a **great solution** when requiring a quick, easy, and **cost-effective handrail system**.

The trusted range of Key Clamp tube & fittings are highly versatile and simple to use as there is no need for bending, threading, or welding. Constructed from galvanised iron clamps and steel tubes which simply fit together using just an Allen Key to tighten the grubscrews, Key Clamp is easy & hassle free to install. With over 60 types of fittings available, we have the components to achieve almost any configuration. Tube comes in standard lengths of 3.2 and 6m, or can be cut to length to suit your requirements.

With 94% positive customer feedback, we are a source you can trust and rely on. Ezi Klamp is here to ensure your project runs as smoothly as possible, why not let us work out what you need? Send us a drawing or sketch of your project and we will do the workings! We hold large stocks of tube & fittings in 5 different sizes for prompt nationwide delivery.


The fittings are supplied in Galvanised finish as standard. We also offer polyester powder coating in any standard RAL colour.

Key Clamp tube & fittings can be used for many applications beside handrails, these can include:

- Carports & Shelters
- Display Stands
- Garment Rails
- Signage
- Shelving & Storage Racking
- Exterior & Interior Furniture
- Support Structures



FAST QUOTE TURNAROUND FROM DRAWINGS – SIMPLY SEND US A DRAWING OR SKETCH OF YOUR PROJECT REQUIREMENTS AND WE WILL RETURN A QUOTATION PROMPTLY!



CUTTING SERVICE

Need your tube cut to length? Send us your measurements and we can cut your tube to your desired length.



DID YOU KNOW WE SUPPLY PRE-ASSEMBLED POSTS?

Pre-made 1100mm standard posts in stock for quick, easy installation on site!



SUPPLIED POLYESTER POWDER COATED IN MANY STANDARD RAL COLOURS!



GALVANISED STEEL TUBE - SIZES

Tube conforms to BS EN 10255 and is available in 3.2m and 6m lengths

1
26.9MM OD

2
33.7MM OD

3
42.4MM OD

4
48.3MM OD

5
60.3MM OD



GALVANISED STEEL TUBE
AVAILABLE 3.2M OR 6M LENGTHS
SIZES 1 - 5



**KEY CLAMP 101
SHORT TEE**
SIZE 1 - 5




**KEY CLAMP 104
LONG TEE**
SIZE 1 - 5




**KEY CLAMP 116 MID
CORNER**
SIZE 1 - 5




**KEY CLAMP 119
MIDRAIL CROSS**
SIZE 1 - 5



**KEY CLAMP 168
CORNER SWIVEL**
SIZE 1 - 5



**KEY CLAMP 168M
CORNER SWIVEL
MALE PART**
SIZES 1 - 5



**KEY CLAMP 169
SWIVEL WALL
PLATE**
SIZE 1 - 5



**KEY CLAMP 169M
SWIVEL BASE
FLANGE MALE PART**
SIZE 1 - 5



**KEY CLAMP 170
SINGLE
MESH CLIP**
SIZE 1 - 5



**KEY CLAMP 171
DOUBLE
MESH CLIP**
SIZE 1 - 5



**KEY CLAMP 123
VARIABLE
ELBOW 40°-70°**
SIZE 2 - 4



**KEY CLAMP 124
VARIABLE
ELBOW 105°-165°**
SIZE 2 - 4



**KEY CLAMP 125 90°
ELBOW**
SIZE 1 - 5



**KEY CLAMP 125H
SWIVEL ELBOW
MINIMUM 75°**
SIZE 2 - 4



**KEY CLAMP 128
TOP CORNER**
SIZE 1 - 5



**KEY CLAMP 129
ADJUSTABLE TEE**
30°-60°
SIZE 2 - 4




**KEY CLAMP 173
SINGLE SWIVEL**
SIZE 1 - 5



**KEY CLAMP 173F
SINGLE SWIVEL
FEMALE PART**
SIZE 1 - 5



**KEY CLAMP 173M
SINGLE SWIVEL
MALE PART**
SIZE 1 - 5



**KEY CLAMP 174
SWIVEL STEP
CROSS**
SIZE 4 ONLY



**KEY CLAMP 175
SWIVEL STEP TEE**
SIZE 4 ONLY



**KEY CLAMP 176
SIDE OUTLET TEE**
SIZE 1 - 5



**KEY CLAMP 130
ANGLE CROSS
30°-45°**
SIZE 2 - 4




**KEY CLAMP 131
WALL FLANGE**
SIZE 1 - 5



**KEY CLAMP 132
BASE PLATE**
SIZE 1 - 5



**KEY CLAMP 133
END CAP**
SIZE 1 - 5



**KEY CLAMP 134
GROUND SOCKET**
SIZE 2 - 4



**KEY CLAMP 135
CLAMP-ON TEE**
SIZE 1 - 5



**KEY CLAMP 179
COLLAR**
SIZE 1 - 5



**KEY CLAMP 182
HOOK**
SIZE 1 - 4



**KEY CLAMP 184
METAL CAP**
SIZE 3 - 4



**KEY CLAMP 185
EAVES FITTING 27.5°**
SIZE 4 ONLY




**KEY CLAMP 191
RIDGE FITTING 27.5°**
SIZE 4 ONLY



**KEY CLAMP 192
BASEPLATE COVER**
SIZE 2 - 4



**KEY CLAMP 136
HINGED TEE**
SIZE 4 ONLY



**KEY CLAMP 137
HINGED CROSSOVER**
SIZE 4 ONLY



**KEY CLAMP 138
GATE EYE**
SIZE 1 - 4



**KEY CLAMP 140
GATE PIN**
SIZE 1 - 4



**KEY CLAMP 143
HANDRAIL BRACKET**
SIZE 2 - 4



**KEY CLAMP 144
RAILING SUPPORT**
SIZE 2 - 4



**KEY CLAMP 198
FIXING BRACKET**
SIZE 2 - 4



**KEY CLAMP 199
FIXING BRACKET**
SIZE 2 - 4



**KEY CLAMP 201
RAMP TEE 0°-11°**
SIZE 2 - 4



**KEY CLAMP 204
RAMP LONG TEE
0°-11°**
SIZE 2 - 4



**KEY CLAMP 219
RAMP CROSS 0°-11°**
SIZE 2 - 4



**KEY CLAMP 225
RAMP ELBOW 0°-11°**
SIZE 2 - 4



**KEY CLAMP 145
RAILING SUPPORT**
SIZE 2 - 4



**KEY CLAMP 146
PALM FIXING**
SIZE 2 - 4




**KEY CLAMP 147
SWIVEL TEE**
SIZE 1 - 5



**KEY CLAMP 148
CORNER
SWIVEL PAIR**
SIZE 1 - 5




**KEY CLAMP 149
SLEEVE JOINT**
SIZE 1 - 5



**KEY CLAMP 150
INTERNAL JOINT**
SIZE 2 - 4



**KEY CLAMP 232
RAMP BASEPLATE
0°-11°**
SIZE 2 - 4



**KEY CLAMP 246
SIDE
FIX BASE**
SIZE 2 - 4



**KEY CLAMP 247
BASE FLANGE WITH
KICK PLATE FIXING**
SIZE 4 ONLY



**KEY CLAMP 251
30°-45° ANGLED
BASEPLATE**
SIZE 4 ONLY



**KEY CLAMP 252
11°-29° ANGLED
BASEPLATE**
SIZE 4 ONLY



**KEY CLAMP 253
11°-29° ANGLED
TEE**
SIZE 4 ONLY



**KEY CLAMP 158
4-WAY CROSS**
SIZE 1 - 5



**KEY CLAMP 160
CLAMP-ON
CROSSOVER**
SIZE 1 - 5



**KEY CLAMP 161 90°
CROSSOVER**
SIZE 1 - 5



**KEY CLAMP 165
COMBINATION
SOCKET**
SIZE 1 - 4



**KEY CLAMP 167
DOUBLE SWIVEL**
SIZE 1 - 5



**KEY CLAMP 167M
DOUBLE SWIVEL
MALE PART**
SIZES 1 - 5




**KEY CLAMP 256
11°-29° ANGLED
CROSS**
SIZE 4 ONLY



**EZI KLAMP
RATCHET SET**



GRUB SCREW CAP
SIZES 1 - 5



**SCREWBOLT
FIXINGS**



RESIN ANCHORS



**EZI KLAMP ALLEN
KEY**

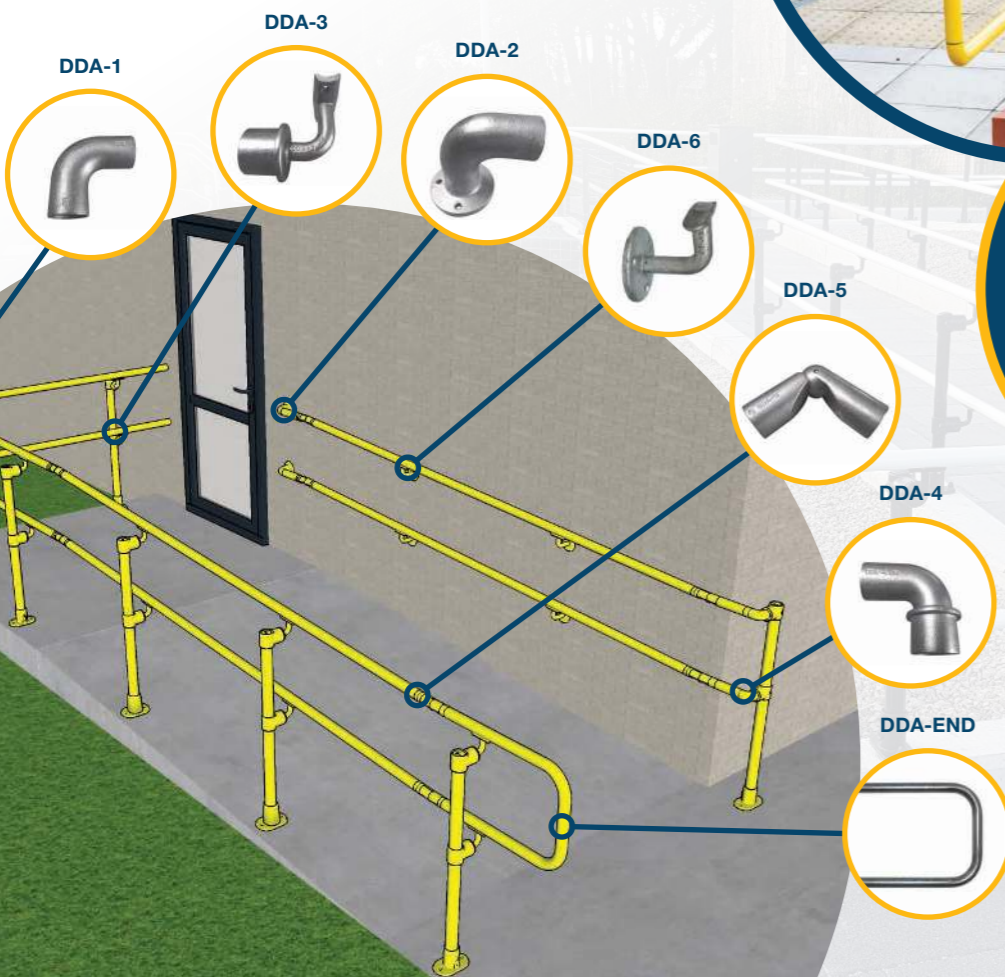
DDA HANDRAIL SYSTEM

The **handrail system** that satisfies the requirements of the **Disability Discrimination Act (DDA)** and **Building Regulations Part M**.

Under the terms of the DDA, all public and commercial buildings owners must provide non-discriminatory handrails and balustrades on stairways and ramps.

Our DDA handrail system is specifically designed to give a smooth and continuous handrail with a diameter of 42mm. The handrails are polyester powder coated which ensures they are visible and gives the "not cold to touch" feel which complies with the DDA requirements. This system is supplied in kit-form with full fitting instructions, delivered direct to site. Alternatively, we can offer a complete service from site survey through to final installation!

Prompt quotations can be supplied from your drawings and specifications.



DDA COMPLIANT HANDRAILS DELIVERED TO SITE WITHIN 10 DAYS, POWDER-COATED TO ANY STANDARD RAL COLOUR

INSTALLATION SERVICE AVAILABLE!



BALL STANCHION HANDRAILS

Ezi Klamp Ball Stanchion handrails are a strong, durable handrail system which is easy to install.

Just send us your enquiry, whether it be specifications of the handrail, sketches, technical drawings or even photos of the project. We will work out what is required and return a quotation promptly.

Consisting of pre-made welded posts, this system is very quick and easy to install. Simply slide the tubes through the post and tighten the grub screws to have a strong, durable handrail. Available in various configurations, this handrail solution can be used in many locations, from edge protection guardrail to sea wall handrail and more.

Applications

- Power Stations
- Petrochemical Sites
- Sea Wall Guardrails
- Maintenance Guardrails



AVAILABLE IN GALVANISED STEEL AND STAINLESS STEEL FINISHES!



BOLT DOWN STANDARD POST
BOLT DOWN POST WITH 500MM BALL CENTRES.
SIZE 2, 3 & 4



SIDE FIX STANDARD POST
STANDARD DOUBLE RAIL SIDE FIX POST WITH 500MM BALL CENTRES.
SIZE 2, 3 & 4



CUSTOM RAKED POST LEFT
RAKING LEFT DOUBLE RAIL SIDE FIX POST WITH 450MM BALL CENTRES.
SIZE 2, 3 & 4



CUSTOM RAKED POST RIGHT
RAKING RIGHT DOUBLE RAIL SIDE FIX POST WITH 450MM BALL CENTRES.
SIZE 2, 3 & 4



CUSTOM RAKED BOLT DOWN POST
RAKED DOUBLE RAIL BOLT DOWN POST WITH 450MM BALL CENTRES.
SIZE 2, 3 & 4

GRP HANDRAIL SYSTEM

Made from revolutionary **Glass Reinforced Plastic (GRP)**, Ezi Klamp's GRP handrail system offers key benefits over steel that explain why you will see GRP handrailing everywhere from **Water Treatment Works** to the **Rail industry**.

The GRP handrail system is created from a 50mm diameter tube joined together using a variety of specifically developed GRP moulded fittings to make a strong, durable handrail system. The fittings are clamped to the tube with a stainless-steel bolt ensuring a stable handrail for many years to come.

Available from stock in our warehouse. Just contact our team to ensure you get exactly what you require for your project.



Advantages

- Lightweight yet strong
- Easy to install
- Low maintenance
- Non-conductive
- Non-magnetic
- Fire retardant
- Warm to the touch

Applications

- Railway trackside
- Access platform walkways
- Worker access to machinery
- Manufacturing plants
- Marine vessels
- Water treatment works
- Offshore wind & oil facilities

DID YOU KNOW WE SUPPLY PRE-ASSEMBLED PANELS?

Standard or bespoke made panels for quick easy installation!

Available in **Yellow** and **Grey**

GRP Handrail Components



GRP 101
SHORT TEE



GRP 104
LONG TEE



GRP 116
MIDRAIL CORNER



GRP 119
MIDRAIL CROSS



GRP 120
120° ELBOW



GRP 125
ELBOW



GRP 128
TOP CORNER



GRP 129
30° TEE



GRP 130
30° CROSS



GRP 132
BASE PLATE



GRP 145
SIDEFIX PLATE



GRP 166
EXTERNAL SWIVEL




GRP 167
DOUBLE SWIVEL



GRP 173
SINGLE SWIVEL



GRP TUBE
50MM OD 5M LENGTHS



GRP
KICKPLATE



BOLT & RIVNUT SET




GRP FIXING KIT

GRP GRATING SYSTEM

Are you needing a slip resistant, non-conductive, and non-corrosive flooring option? – **GRP grating does just that!**

In industries with challenging working environments, GRP grating is just the solution. Strong, hard-wearing, slip-resistant and easy to clean, it prevents everyday workplace accidents and typically lasts over 20 years. Plus, when installed in hazardous environments – for example, where chemicals or electricity are present – the unique benefits of GRP grating are invaluable. Not only strong, it's also non-conductive, non-sparking, fire-retardant, unaffected by magnetic fields and corrosion-proof.



Advantages

- Corrosion & Chemical Resistant
- Non-conductive
- Slip resistant
- Maintenance free
- Strong & secure

Applications

- Railway & trackside
- Water treatment works
- Chemical works
- High voltage risk areas

Why not contact us to discuss your requirement? Having dealt with the product for many years, we are experts in the trade and are here to provide help for your project.

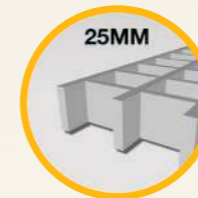
Supplied in standard sheet sizing of 2m X 1m, but also available to be cut to size, GRP grating has numerous uses including walkways, steps, Platform extensions and many more.



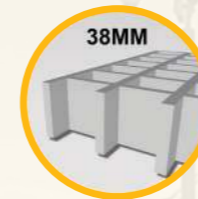
AVAILABLE FROM STOCK FOR PROMPT DELIVERY!



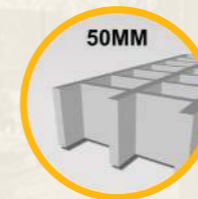
Grating Thickness



25MM GRP GRATING




38MM GRP GRATING




50MM GRP GRATING


Grating Colours



GREY GRATING



YELLOW GRATING



GREEN GRATING

Fixing Method



GRATING 'M' CLIP
USED TO FIX THE GRATING PANELS TO A SOLID SURFACE BELOW.



GRATING 'C' CLIP
USED TO JOIN TWO GRATING PANELS TOGETHER.

GRP CATCH PIT LIDS

Our GRP Catch Pit Lids have many benefits over traditional steel covers. Made from fiberglass they are a lightweight, easy to install alternative with nil scrap value. Being non conductive they are a great option near electrified railway lines.

Coloured in sky blue to make them stand out, we keep GRP Catch Pit Lids stocked in standard sizes.

Have a requirement for these? Contact our team on 0117 970 2420.



RAL 5015 SKY BLUE

GRP ACCESS SOLUTIONS



SHORT OF TIME?
TAKE ADVANTAGE
OF OUR **PRE-ASSEMBLY**
SERVICE, REDUCING
TIME SPENT ON SITE



Providing safe, secure, durable solutions to ensure your daily role can be carried out in a safe environment.

Ezi Klamp's GRP Access Solutions help ensure a safer environment for high-risk areas. Commonly used in the Rail industry, GRP systems have many advantages over traditional steel structures, being non-conductive, fire resistant, chemical resistant and more. These properties make the solutions perfect for oil & power environments also.

Ezi Klamp has tried and tested our GRP Access Solutions to ensure they are compliant with regulations. Our GRP Access Solutions include –

- GRP Maintenance Hop-Ups
- GRP End of Platform Steps
- GRP Access Platforms
- GRP Driver Walkways
- GRP Signal Platforms
- GRP Embankment Stairs



Being totally customisable means the solutions can be made bespoke to your project. There is no need to spend time on site adjusting a product to suit your needs, Ezi Klamp will manufacture the product to your requirements making for a fast, easy installation.

Available in kit form as standard, or save time on site and let Ezi Klamp do the work.

Take advantage of our pre-assembled service, meaning all that is to be done on site is bolting the sections together and fixing to the ground!

That's what makes us Ezi to deal with!

Advantages

- Non-conductive
- Corrosion & Chemical Resistant
- Fire Resistant
- Lightweight
- Maintenance free
- Strong & secure

Applications

- Railway & trackside
- Water treatment works
- Chemical works
- High voltage risk areas



GRP PALISADE FENCING & GATES



TESTED TO AND COMPLIES WITH BS 1722-12:2016

GRP Palisade Fencing - a perfect solution to protecting your premises, assets and more, this fencing option is used from Power Plants, Railways to Airports.

GRP Palisade Fencing is a great alternative over traditional galvanised steel options. Our GRP pales, rails and posts are made of premium-quality glass reinforced plastic (GRP). Whatever the requirements of your site, our GRP palisade fencing is made to measure, with fence heights available from 1500mm to 3000mm, and the option of green/ grey finishes. Four times lighter than steel, GRP fencing makes for a simple two-man installation – and without the resale value of steel, it won't be removed by thieves.

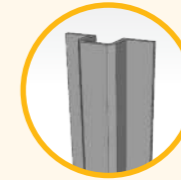
Supplied as standard in kit-form, this system is quick to install. But maybe you are short of time or labour? Ezi Klamp has just the solution – take advantage of our pre-assembled panel service, meaning all that is to be done on site is bolting the sections together and fixing the posts to the ground! – **That's what makes us Ezi to deal with!**

- Advantages**
- Tested to and complies with BS 1722-12:2016
 - Corrosion & Chemical Resistant
 - Non-conductive
 - Lightweight
 - Maintenance free
 - Strong & secure
 - Bespoke gates available
 - Pre-site assembly service
- Applications**
- Railway & trackside
 - Water treatment works
 - Chemical works
 - High voltage risk areas

Profile Sections



Pointed Profile



Flat Profile



Chamfered Profile



WHAT'S THE ADVANTAGE OF SINGLE POINT FIXING?

Single point fixing halves installation times as well as enabling the fence to be installed on any angle.

Available in **Green and Grey**

STEEL PALISADE FENCING & GATES

Steel Palisade Fencing - a perfect solution to protecting your premises, assets and more, this fencing option is used from Power Plants, Railways to Airports.

Our Steel Palisade Fencing system has many great features. Having been manufactured from quality materials, this is a strong, reliable system with a proven long life span. This system is built to provide protection, as well as a deterrent against attempted intrusion and criminal damage. Available in many configurations, this fencing solution helps ensure your capital is protected.

The single point fix for the rails and pales enables the fence to be fixed on level or raked ground, making an easy, fast installation. This fencing solution is supplied in Galvanised finish to BS EN ISO 1461 as

standard, but how about Polyester Powder coating the fencing to a colour of your preference? Just send us your enquiry, whether it be specifications of the fencing, sketches, technical drawings or even photos of the project. We will work out what is required and return a quotation promptly.

Steel Palisade fencing is available in many different styles. Whether you require 'W' Profile, rounded top or triple pointed, we have them all! This systems has a standard width of 2750mm between posts, and is available in 1500, 1800, 2100, 2400 and 3000mm high.

3MM NETWORK RAIL APPROVED PALES AVAILABLE

Applications

- Railway & trackside
- Water treatment works
- Chemical works
- High voltage risk areas
- Motorways & Highways
- Schools

Profile Heads



Triple Point Profile



Single Point Profile



Rounded & Notched Profile

Profile Sections



'D' Section



'W' Section

STEEL V MESH FENCING & GATES

Are you looking for an aesthetically pleasing, strong, durable security fencing solution? Our **Steel Mesh Fencing system** provides just that!

Our Steel V Mesh Fencing system is among the best in the world of security fencing solutions. Its creative design with the V profile makes this system appealing to the eye and helps increase the overall strength of the fence. Constructed from 4.5mm steel wire which is made to be extremely difficult to break through, this fencing product provides a high level of security to your premises and assets.

Applications

- Schools & Universities
- Industrial Units & Warehouses
- Hospitals & Healthcare centres
- Sports Academies

Due to the finish provided on this system, it has great resilience against weathering and vandalism. All components go through a 2-step finishing process, firstly they are galvanised and then powder

Fence Height				
1200mm	1800mm	2000mm	2400mm	3000mm
✓	✓	✓	✓	✓

coated to any standard RAL colour – why not make this fence suit your environment or your branding by having it a colour of your choice?

Just send us your enquiry, whether it be specifications of the fencing, sketches, technical drawings or even photos of the project, we will work out what is required and return a quotation promptly.

Supplied in Kit form with all required fixings, this product is easy to install, available in either dig in or bolt down versions and various heights and panel widths.

SUPPLIED POLYESTER POWDER COATED IN MANY STANDARD RAL COLOURS!



RAL 9005

RAL 3020

RAL 5010

RAL 1021

RAL 7024

RAL 6005



ARMCO CRASH BARRIERS



Armco type crash barrier offers excellent, **strong and versatile protection** in many situations.

Armco-type crash barrier offers excellent, strong, and versatile protection in many situations. Designed for strength, durability, and resilience, it has ample beam and joint strength to absorb heavy impacts making it the perfect solution to provide protection to your premises. It is widely used on off-highway locations


such as industrial estates, car parks and warehouses. This system is supplied in kit form with no specialist tools required to assemble, this product is very quick and easy to install.

Do you have a requirement for Crash Barrier, but don't know how much you need? Simply send Ezi Klamp your drawing or sketch and let us work out what you need.

The hands-on experience in our team makes us Ezi to rely on.

Advantages

- Supplied in Galvanised finish to BS 1461 as standard
- Available from stock in either Bolt Down or Dig-in posts
- Numerous configurations available
- Powder coating in any standard RAL colour available
- Special Posts can be made to order
- Supplied in Kit form for easy install



'I' SECTION HD DIG-IN POST
1200MM OR 1500MM LONG

'Z' SECTION DIG-IN POST
1200MM OR 1500MM LONG

HD BOLT DOWN POST
560MM, 610MM, 760MM OR 1100MM HIGH

BOLT-DOWN HANDRAIL POST
760MM HIGH

EXTERNAL 90° CORNER

INTERNAL 90° CORNER

EXTERNAL 135° CORNER

INTERNAL 135° CORNER

CRASH BARRIER BEAM
3.2M OR 1.6M LENGTHS

BEAM END COVER

FISHTAIL END

PEDESTRIAN END



WHAT ABOUT **POWDER COATING** YOUR CRASH BARRIER YELLOW?

Polyester Powder Coating service available in many standard **RAL colours!**

RAL 9005

RAL 3020

RAL 5010

RAL 1021

RAL 7024

RAL 6005

FREE-STANDING ROOF GUARDRAIL

The **Free Standing Roof Guardrail System** provides ultimate roof edge protection **without the need for structural works.**

Ezi Klamp's free standing roof guardrail system is constructed from 48mm diameter galvanised steel tube and pre-assembled posts which are simply fastened together with stainless steel set screws, providing a durable, maintenance free finish. The guardrail is held in place by the cantilever weights - the weights ensure a strong, secure and stable guardrail.

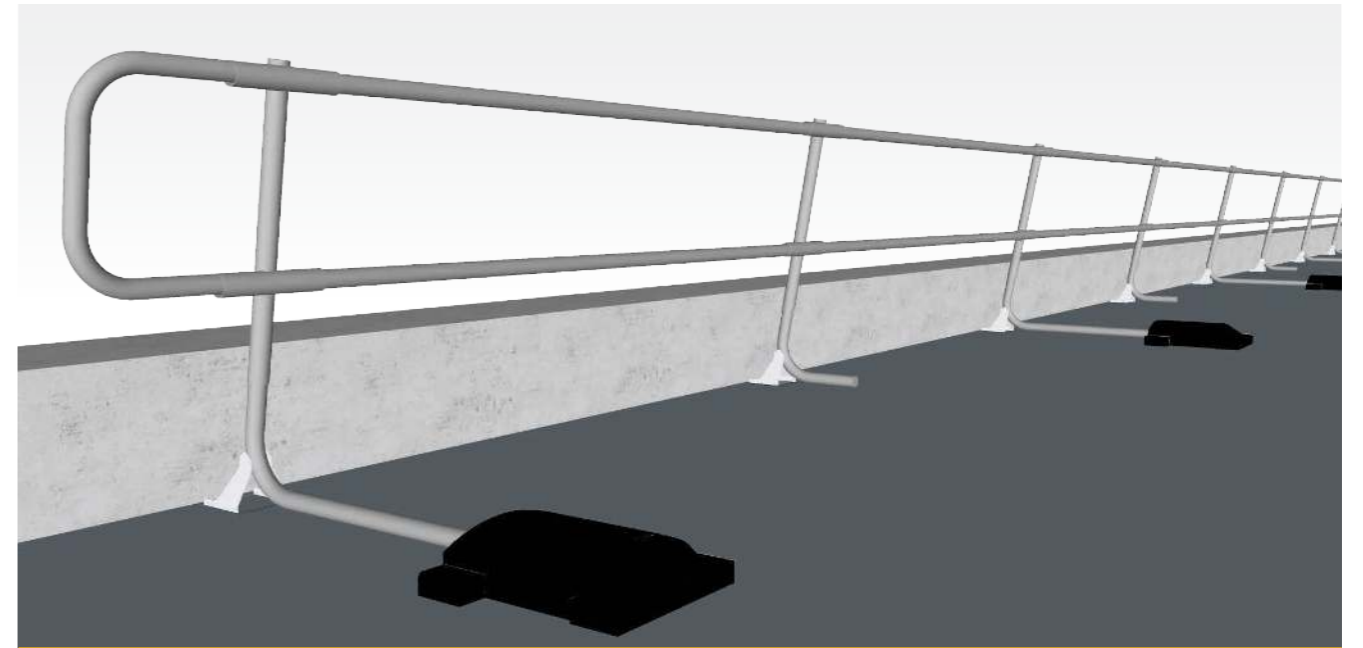
The simplicity of this system makes it a pleasure to install, but why not have us install it for you? Our certified team of guardrail installers can provide a seamless installation in no time. Our job is not just to provide you with the product but to make your project as easy as possible for you!

Want to install the guardrail yourself? Team Ezi Klamp has the solution, we can provide you with a drawing of how the guardrail should go on your roof top, enabling you to prove how the system works!

Benefits of Free-Standing Roof Guardrail:

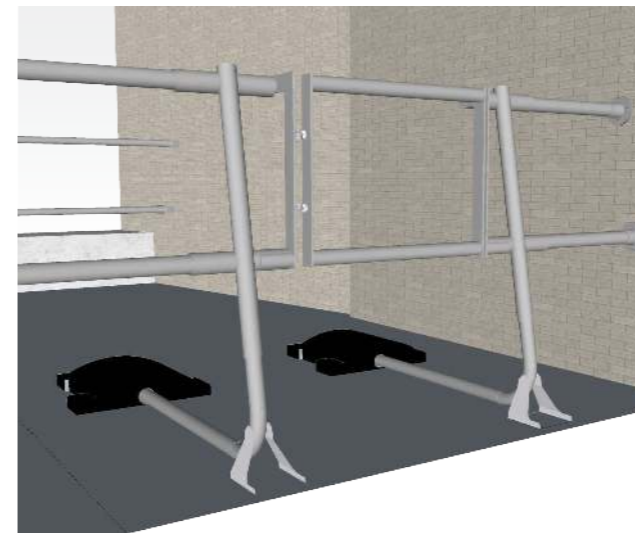
- Complies with, and tested to BS EN 13374:2013
- Pre-assembled posts for a quick, easy installation
- Galvanised finish provides a long life span
- Available in any Standard RAL Colour
- No need to penetrate roof membrane!
- Nationwide Delivery

MAINTENANCE PACKAGE AVAILABLE TO ENSURE YOUR ROOF TOP AREA REMAINS SAFE AND SECURE.



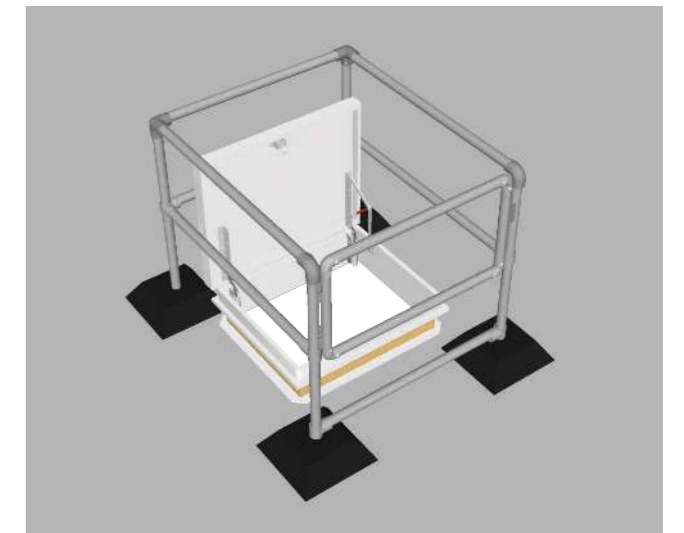
TYPICAL FREE STANDING ROOF GUARDRAIL

No need to penetrate the roof surfaces, the free standing roof guardrail system uses 20kg counterbalanced rubber weights to hold the handrail in position.



ROOF GATE

Self closing gate made to suit the free standing roof guardrail system.



ROOF HATCH GUARDRAIL

Free standing guardrail to go around roof hatch opening, includes self closing gate.



HAVE A REQUIREMENT FOR ROOF GUARDRAIL BUT NOT SURE WHAT YOU NEED?

We do take offs from drawings, simply send us a drawing of your project and we will work out what you need!

REQUIRE INSTALLATION? CONTACT US TO FIND OUT MORE...

FREE STANDING STEP-OVERS

Our **free-standing step-overs** help overcome access issues on roof-top and plant areas.

Ezi Klamp Roof Step-Overs are supplied to overcome access issues on roof-top areas or in plant areas where there are obstacles for engineers and maintenance personnel. Our step-overs have been used to provide safe access over pipe-work, HVAC ducting, parapets and cable trays.

The step-overs can be configured to clear most obstacles, making them the perfect solution for multiple applications. Design options are available on positioning the steps at 90 degrees to the platform, intermediate landings, or if the space is really tight, with a vertical ladder that can be installed either side of the platform.

The step over units are constructed from galvanised tube and fittings with grey GRP non-slip grating for the steps and platforms. The units will be supplied complete with handrails both sides where applicable.

The complete package is normally supplied with rubber non-penetrating support feet so no penetration of the roof is required, but can also be supplied with baseplates, if a bolt down solution is required. All the materials used are suitable for external use and can withstand years of weathering on harsh roof top environments.

Ezi Klamp offer a complete Survey, Supply & Installation package.



VERTICAL ACCESS LADDERS

Ezi Klamp Systems offers a permanent **vertical ladder access system** of a simple modular design offering ease of installation to form a complete Ladder.

Vertical Access ladders are used for a range of applications, for access to roof or mezzanine areas, or for varying levels between roof areas. Ladders can be adapted to suit access to different areas, and there is a range of fixing options so ladders can be fixed to most building types. Ladders are suitable for both internal and external applications and comply with current British Standards for Vertical Access Ladders.



A range of extras can be added to the ladder to suit your specific requirements – fall arrest cages, intermediate landing platforms, walk-through top step sections, lockable ladder security gates and self-closing gates



at the top of the ladder. Ladders can also be tied into roof edge protection to provide a complete safe roof area.

Ladders can be supplied in both mild-steel with a galvanised coating, or in aluminium. The ladders can also be supplied in a powder coated finish to any RAL colour so the ladder can be matched to cladding or to suit the building aesthetics.

Ezi Klamp offer a supply only package delivered in kit form to site, or a complete Survey, Supply & Installation package.

PEDESTRIAN GUARDRAILS

Our **Pedestrian Guardrail System** is designed to enable quick construction of pedestrian controls using preformed vertical infill panels.


Whether alongside busy roads, at crossings or bordering high walkways, pedestrian guardrails give passers-by the protection they need. Ezi Klamp is proud to offer the strongest, safest and longest-lasting guardrails, ideal for use on roadsides, paths, bridges and other outdoor applications.

Ezi Klamp will work with your brief to supply the ideal pedestrian guardrails. Choose standard panels in 1m or 2m lengths, available with or without a sight gap. We can also supply bespoke raked, curved or base-plated panels if required. Our pedestrian guardrails come in a galvanised finish as standard, but why not customise the guardrails by powder coating them in a colour of your choice to suit your requirements? Whatever you choose, rest assured that our hard-wearing pedestrian guardrails will give you many years of maintenance-free safety.




Advantages

- Fully comply with BS7818:1995 quality standards (pedestrian restraint systems in metal).
- Supplied in a galvanised finish to BS1461:1999.
- Easily customised with a polyester powder-coated finish to any standard RAL colour.




PG1 Barrier Panels
Dig-in Full Height Infill Bars




PG2 Barrier Panels
Dig-in with Sight Gap

1M OR 2M
PANEL WIDTHS
AVAILABLE



PG1 Barrier Panels
Bolt Down Full Height Infill Bars



PG2 Barrier Panels
Bolt Down with Sight Gap



SUPPLIED POWDER COATED IN MANY STANDARD RAL COLOURS!

RAL 9005

RAL 3020

RAL 5010

RAL 1021

RAL 7024

RAL 6005

BARRIERS, BOLLARDS & CYCLE STANDS

Ezi Klamp Systems supplies a large range of **barrier hoops, cycle stands and bollards**.

Cycle stands, barrier hoops and bollards are a common feature in many public spaces and are currently used in a wide range of settings, including public parks, entrances to buildings, supermarkets, and parking areas, to name but a few. These items play an important role in upholding health and safety standards in your premises, as they can warn drivers or pedestrians and bring their attention to objects that may pose a hazard.

At Ezi Klamp Systems we supply an extensive range of cycle stands, barrier hoops and bollards that will suit the needs of your project. Choose from different finishes including galvanised steel,

stainless steel, or polyester powder-coated in any standard RAL colour.


Available in either root fix or bolt down, making for an easy installation, these bollards & barriers will provide protection more many years with very little maintenance required.



Ezi Klamp Bollard
Root fixed Galvanised bollard with Hi Vis strip, 114mm Diameter.



Galvanised Steel Bollard
Galvanised Steel root fixed bollard with Semi Dome top, 114mm Diameter.



Stainless Steel Bollard
Stainless Steel root fixed bollard with Semi Dome top, 114mm Diameter.



Galvanised Steel Cycle Stand
Galvanised Steel, root fixed Sheffield Style cycle stand.



Stainless Steel Cycle Stand
Stainless Steel, root fixed Sheffield Style cycle stand.



Hoop Barrier
76mm diameter root fixed hoop barrier.

GALVANISED, STAINLESS STEEL AND POWDER COATED FINISHES AVAILABLE. CONTACT US FOR MORE INFORMATION



CAR PARK PRODUCTS

Products that ensure a **safe & secure** environment in your car park.

Safety & security are top priorities when it comes to car parks. Our range of car park products help ensure your car park is a safe and secure environment. Whether you're needing to direct vehicles in the right direction with use of flow plates, or speed bumps to slow traffic down, Ezi Klamp is here to help!

With many years of experience in the market, Ezi Klamp only provides the best – all items have been tried and tested to ensure they meet all necessary requirements, meaning you can have complete trust in us.

Why look any further? Contact Ezi Klamp Systems with your requirements today!



HEIGHT RESTRICTION BARRIER



60MM HEAVY DUTY SPEED BUMP



50MM RUBBER SPEED BUMP



75MM RUBBER SPEED BUMP



BOLT DOWN FLOW PLATE



RUBBER PARKING STOP



HOOP BARRIER



MANUAL ARM BARRIER

WATER FILLED BARRIER SYSTEM




A simple, strong solution to your **temporary barrier** requirements.

Ezi Klamp's water filled barrier system is a brilliant solution for a temporary barrier. Constructed from heavy duty plastic, this is a durable, versatile barrier system. Not only can you fill the barrier with water but with sand or ballast depending on your scenario, whatever option you choose, this barrier will stay in position in many types of weather conditions. This product is commonly used for crowd control, construction sites, traffic flow and much more. As standard, each barrier is 1000 X 550 X 650mm (L X W X H), but other sizes are available upon request.

With many years of experience in the market, Ezi Klamp only provides the best – all items have been tried and tested to ensure they meet all necessary requirements meaning you can have complete trust in us. Why look any further?

Contact Ezi Klamp Systems with your requirements today!





EZI KLAMP
HANDRAIL AND BARRIER SOLUTIONS

Ezi Klamp Systems Ltd
200 The Quadrant, Ash Ridge Road,
Bradley Stoke, Bristol,
BS32 4QA

Tel: 0117 970 2420
Fax: 0117 957 0054
Email: sales@eziklampsystems.com
www.eziklampsystems.com